


**Soft-Tie & Screw Drive**

**1.5-4 ACME SCREW**



**101140-027-00**  
SHAFT-MOT-27" LONG

**101140-035-00**  
SHAFT-MOT-35" LONG


**101140-049-00**  
SHAFT-MOT-49" LONG

**101140-054-00**  
SHAFT-MOT-54" LONG

**101140-083-00**  
SHAFT-MOT-83" LONG




**101236**  
LIFT PIVOT PIN  
2-13/16 PIN  
OAL 3-3/16"



**10738**  
SHAFT COUPLING  
10738 5/8" SHAFT  
3/16" KEY THRU




**11225**  
LIFT PIVOT PIN  
2.5" PIN  
OAL 2.7/8"



**101255**  
#CR9837  
SEAL



**101713**  
LIFT PIVOT PIN  
4-9/16" LONG



**10476**  
N06 BEARING  
LOCKNUT



**10708**  
LIFT PIVOT PIN  
1-7/16" LONG  
#10708




**10477**  
W-06 BEARING  
LOCK WASHER

**SOFT-TIE &  
SCREW DRIVE**

**Soft-Tie & Screw Drive**




**I0872**  
SKF 53306U  
THRUST BEARING




**I02529**  
EATON 101-3330-009  
MOH04B08G0000D00 EATON  
MOTOR H-SERIES W/3.6 C.I.R.,  
4-BOLT FLANGE, END PORTS  
CORROSION PROTECTION



**I0665**  
I29-0538-002 CHARLYN  
MOTOR MOJ30A09A0000B  
W/CORROSION  
RESISTANT PACKAGE



**I5017**  
THRUST BEARING  
MOUNT



**I0975**  
#I0975  
LIFTING NUT



**I5073**  
BEARING MOUNT  
CAP (SMALL)

**NOTES**

---

---

---

---

---

---

---

---

---

---

**SOFT-TIE &  
SCREW DRIVE**

**Soft-Tie & Screw Drive**



**Boydston Actuators**


Part #	Location	Description	Model
0701-042801	Headrack Slide Out	1K x 18"	Truck
0701-042801	Position #2 Rear Flippers	1K x 18"	Truck
0701-042521	Headrack Front Tilt	5K x 12"	Truck
0701-043915	Headrack Rear Tilt	5K x 17"	Truck
0701-042520	Position #2 Articulating	5K x 10"	Truck
0701-044799	Position #3 Transfer	5K x 60"	ST9100
0701-046326	Position #5 Articulating	5K x 13.5"	ST9100
0701-044490	Position #5 Slide	5K x 37.5"	ST9100
0701-043622	Position #5 Rear D/S	10K x 61"	ST9100
0701-043623	Position #5 Rear P/S	10K x 61"	ST9100
0701-043916	Position #9 Front	5K x 15.5"	ST9100
0701-046327	Position #9 Steel Slide Out	5K x 37.5"	ST9100
0701-050015	Position #3/4 Front	10K x 50-3/16"	Only on EZ Load
0701-051194	Position #3/4 Articulating	5K x 7.5"	Only on EZ Load
0701-051089	Position #5 Rear D/S	10K x 60-3/8"	Only on EZ Load
0701-051090	Position #5 Rear P/S	10K x 60-3/8"	Only on EZ Load
0701-050014	D/S Swing Arm	10K x 48-1/4"	Only on EZ Load
0701-051088	P/S Swing Arm	10K x 48-1/4"	Only on EZ Load

**SOFT-TIE &  
SCREW DRIVE**

---

**Soft-Tie & Screw Drive**


---

**Boydston Screws**

Part #	Description
0200-045157	Acme Screw, 1 1/2"-4, 92.00"
0200-042631	Acme Screw, 1 1/2"-4, 75.98"
0300-042625	Acme Screw, 1 1/2"-4, 108.13"
0300-042626	Acme Screw, 1 1/2"-4, 82.31"
0300-042627	Acme Screw, 1 1/2"-4, 67.81"
0300-042628	Acme Screw, 1 1/2"-4, 52.19"
0701-041704	Acme Screw, 1 3/4"-4 (Weldment), 71.13"
0701-042514	Acme Screw, 1 1/4"-4 (Weldment), 68.891"
0701-042545	Acme Screw, 1 1/4"-4 (Weldment), 18.891"
0701-042546	Acme Screw, 1 1/4"-4 (Weldment), 20.891"
0701-042547	Acme Screw, 1 1/4"-4 (Weldment), 22.391"
0701-042548	Acme Screw, 1 1/4"-4 (Weldment), 25.891"
0701-042553	Acme Screw, 7/8"-5, 25.12"
0701-042806	Acme Screw, 1 1/4"-4 (Weldment), 24.391"
0701-042846	Acme Screw, 1 1/4"-4 (Weldment), 46.391"
0701-043059	Acme Screw, 1 1/4"-4 (Weldment), 51.391"
0701-043368	Acme Screw, 1 1/4"-4 (Weldment), 71.204"
0701-048601	Acme Screw, 1 1/4"-4 (Weldment), 61.204"
0701-048354	Acme Screw, 1 1/4"-4 (Weldment), 86.204"

**SOFT-TIE &  
SCREW DRIVE**

**Soft-Tie & Screw Drive**




**Slider Guide Channels**

- A. 0400-042767 *Small, 1/4" Wall Tube*
- B. 0309-036684 *Medium, 3/16" Wall Tube*
- C. 0400-042765 *Large, 1/8" Wall Tube*


**Position #5 Lower Front Slider Pads**

- A. 0300-043293 *Lower Inner UHMW Pad*
- B. 0300-043294 *Lower Outer UHMW Pad*



**Position #5 Upper Front Slider Pads**

- A. 0300-043283 *Upper Outer UHMW Pad*
- B. 0300-043282 *Upper Inner UHMW Pad*




**SOFT-TIE &  
SCREW DRIVE**

---

**Soft-Tie & Screw Drive**


---



**Acme Nuts**

- A. 0400-039442 Acme Nut, Open Slider
- B. 0701-043048 Acme Nut, Pos. #4 Slide
- C. 0400-049736 Follower Nut, Top Decks\*
- D. 0300-042962 Acme Nut, Pos. #2, #7 Slide

\* Use with part #0400-040549 listed below.




**Follower Nut and Foam Indicator**

- A. 0400-040549 Foam Indicator, 1-1/2" Open Screw Unit\*
- B. 0400-039255 Follower Nut, Lower Decks, Optional

\* Use with part #0400-039255 and 0400-049736 (above).

**SOFT-TIE &  
SCREW DRIVE**

**Soft-Tie & Screw Drive**




**Miscellaneous Sliders and Bushings**

- A. 0300-043278 UHMW Pad, Pos. 4 slide
- B. 0300-042979 Slider Guide Channel, Pos. 2,3, and 7 slide
- C. 0701-043060 End Guide Bushing, Pos. 4 Slide
- D. 0701-043377 End Guide Bushing, Pos. 7 Slide

*Also Shown: UHMW Pads, Available in 1-3/4" or 1-7/8" Widths by 1/4", 1/2", or 1" Thicknesses by Various Lengths for Use in Sliders.*


**Housings and Mount Plates**

- A. 0300-043040 Bearing Retainer Plate, Pos. 4 Slide
- B. 0300-043039 Adapter Plate, Pos. 4 Slide
- C. 0300-043018 Bearing Housing, Pos. 4 Slide
- D. 0300-042956 Bearing Housing, Pos. 2, 7 Slide
- E. 0400-045523 Upper Mount Plate, Pos. 6
- F. 0400-042768 Upper Mount Plate, Pos. 7R, 3F
- G. 0400-042641 Upper Mount Plate, Standard



**SOFT-TIE & SCREW DRIVE**

**Soft-Tie & Screw Drive**



**Machined Screw Parts**

- |                |                     |
|----------------|---------------------|
| A. 53206U      | Ball Thrust Bearing |
| B. 52x62x8     | Double Lip Oil Seal |
| C. 0806-000019 | Spline Coupler      |
| D. 0660-000035 | Flat Bushing        |
| E. SF-4856-24  | Bronze Bushing      |



**Hydraulic Screw Motors**

- |             |   |
|-------------|---|
| 0710-045131 | 100cc, 2 Bolt Flange, 7/8"-14 Ports, 1" 6B Spline |
| 0710-045127 | 80cc, 4 Bolt Flange, 7/8"-14 Ports, 1" 6B Spline  |
| 0710-045128 | 80cc, 4 Bolt Flange, Manifold Port, 1" 6B Spline  |
| 0710-045129 | 80cc, 2 Bolt Flange, 7/8"-14 Ports, 1" 6B Spline  |
| 0710-045130 | 80cc, 2 Bolt Flange, Manifold Port, 1" 6B Spline  |
| 0710-045125 | 50cc, 4 Bolt Flange, 7/8"-14 Ports, 1" 6B Spline  |
| 0710-045126 | 50cc, 4 Bolt Flange, Manifold Port, 1" 6B Spline  |

**Key to Motors**

- A- 2 bolt
- F- 4 bolt
- S- SAE ports
- M- Manifold

**Example:**


- AS- 2 bolt SAE ports
- FM- 4 bolt manifold

**SOFT-TIE & SCREW DRIVE**

---

**Soft-Tie & Screw Drive**

---




**Motor Mounted Manifold**

0710-042493

**Electrical/Hydraulic Parts**

- A. DT06-25 Deutsch Connector Plug Assembly
- B. C10-A10X Momentary Switch, 6 prong
- C. 1100-000047 Cartridge Valve, DES2GOM
- D. 39680034 12 volt Coil
- E. 0600-010258 3-Wire Sealed Moment. Switch



**SOFT-TIE &  
SCREW DRIVE**



**S-1 Valve For  
Truck Control Manifold**

SJS2D

**Soft-Tie & Screw Drive**



**High Pressure Filter\***

0711-000001

*\*When ordering, specify complete assembly  
or element only*




**Flat Faced Quick Connect Fittings**

- |    |             |                                  |
|----|-------------|----------------------------------|
| A. | 0718-000064 | Male Power Fitting, Per HT6F6    |
| B. | 0718-000060 | Female Return Fitting, Per 6HTF6 |
| C. | 0718-000068 | Male Power Fitting, Per HT8F8    |
| D. | 0718-000062 | Female Return Fitting, Per 8HTF8 |

**SOFT-TIE &  
SCREW DRIVE**


**Soft-Tie & Screw Drive**



**1-7/16" Actuator/Pivot Pins**

- A. 0300-040288 4-1/4" Pin
- B. 0300-048691 4-7/8" Pin
- C. 0300-043288 5-1/16" Pin
- D. 0300-040286 6-1/8" Pin

\* Other sizes available for custom applications.



**1" Actuator Pins**


- A. 1001-090005 Actuator Pin, 1-3/4"
- B. 1001-090001 Actuator Pin, 2-3/4"
- C. 1001-090007 Actuator Pin, 2-7/8"
- D. 1001-090010 Actuator Pin, 3-1/2"

**SOFT-TIE &  
SCREW DRIVE**

---

**Soft-Tie & Screw Drive**

---




**Cross-bar Support Channel**

**Part #**

**Description**

0400-047406	Cross-Bar Support Channel, 6 holes
0400-047408	Cross-Bar Support Channel, 8 holes
0400-047409	Cross-Bar Support Channel, 9 holes
0400-047410	Cross-Bar Support Channel, 10 holes
0400-047411	Cross-Bar Support Channel, 11 holes
0400-047412	Cross-Bar Support Channel, 12 holes
0400-047413	Cross-Bar Support Channel, 13 holes
0400-047414	Cross-Bar Support Channel, 14 holes
0400-047415	Cross-Bar Support Channel, 15 holes
0400-047419	Cross-Bar Support Channel, 19 holes
0400-047420	Cross-Bar Support Channel, 20 holes
0400-047421	Cross-Bar Support Channel, 21 holes

- Count the number of holes that the crossbars go through to determine which channel you need.  
(8-hole Channel shown above)




**Ramp Crossbar Extrusion\***

*\* When ordering, specify length*

**SOFT-TIE &  
SCREW DRIVE**

**Soft-Tie & Screw Drive**



**Relays**

- A. 1100-000529 Relay, C10-A10X/012VDC Truck
- B. 1100-000530 Relay, RU25-D12, IDEC
- C. 1100-000531 Relay, RT 424012F, Potter & Brumfield

**Vertical Screw Slider Boxes**

0400-043402


Available with 1", 1 1/2", and 2" pins



**Strap Mount Slider**

0400-047350

**Spanner Wrench**



**SOFT-TIE &  
SCREW DRIVE**